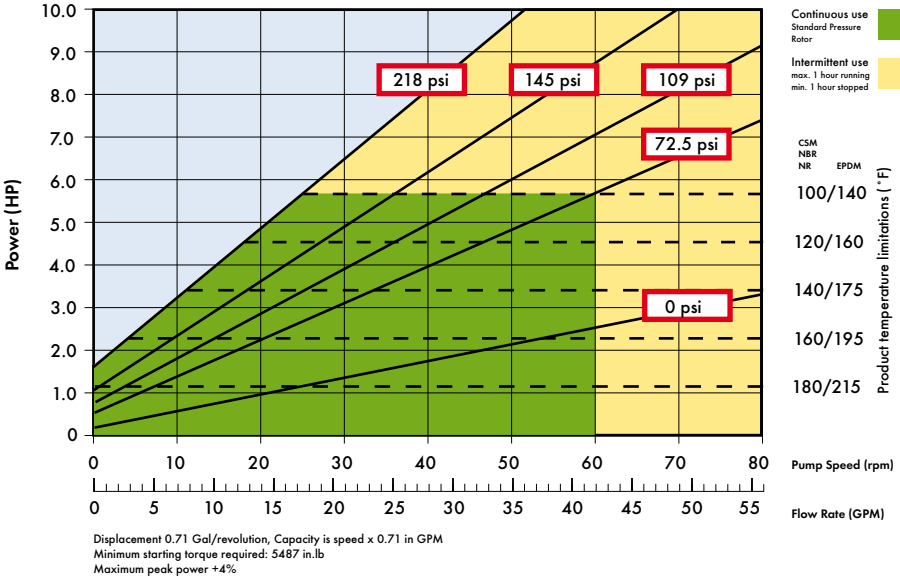


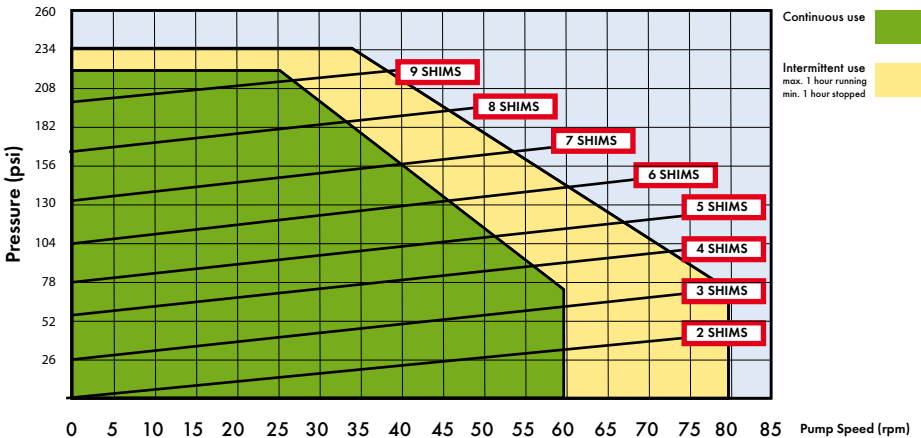
# VERDERFLEX VF50

## Technical Data Sheet

### Performance Curve



### Shimming Curve

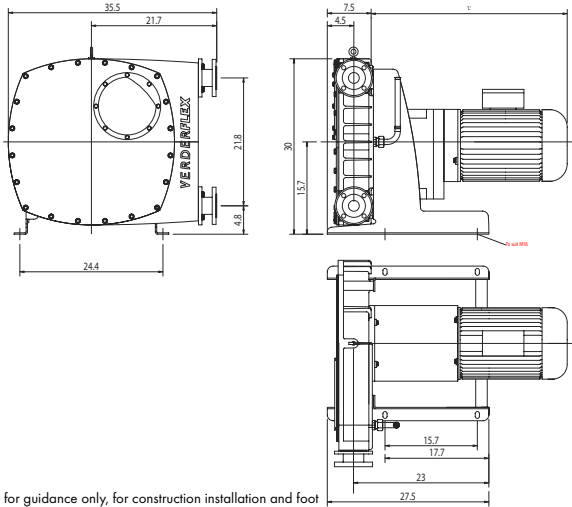


# VERDERFLEX VF50

## Technical Data Sheet

VERDERFLEX®

### General Arrangement Layout



All dimensions are in inches.

All dimensions and weights are for guidance only, for construction installation and foot mounting drawings please contact your local authorised Verderflex® distributor.

### Standard Materials of Construction

Description	Material	Weight (lbs)	Paint Detail
Pump Housing	Cast Iron (GG25)	353	RAL 6018 (Green)
Front Cover	Mild Steel (BS EN.10.025:1993/5275)	44	RAL 7021 (Black)
Rotor	Cast Iron (GG25)	62	
Rotor Shoes	Aluminium (6082T6)	15	
Flanges	Mild Steel (BS EN.10.025 FE430A)	18	
Inserts	Stainless Steel (316L)	1.3	
	Polypropylene		
	P.V.D.F		
Base Frame	Carbon Steel	84	RAL 7035 (Grey)
Lubricant	Verderlube - Glycerine based compound	2.6 Gallons	
	Verdersil - Silicone oil		
Hose	NR, NBR, CSM and EPDM	14	
Close coupled pump unit - "Flat Pack"		624	

#### VERDER Ltd

Whitehouse Street, Hunslet, LEEDS, LS10 1AD • Tel: +44 (0)113 222 0250  
 • Fax: +44 (0)113 222 0291 • info@verderflex.com • www.verderflex.com

Affiliated companies: AT Wien • BE Aartselaar • CN Shanghai • CZ Praha •  
 DE Haan • FR Eragny s/Oise • GB Leeds/Basildon • HU Budapest •  
 JP Tokyo • NL Groningen/Vleuten • PL Katowice • RO Bucuresti •  
 ZA Johannesburg • SK Bratislava • US Newtown

[www.verderflex.com](http://www.verderflex.com)