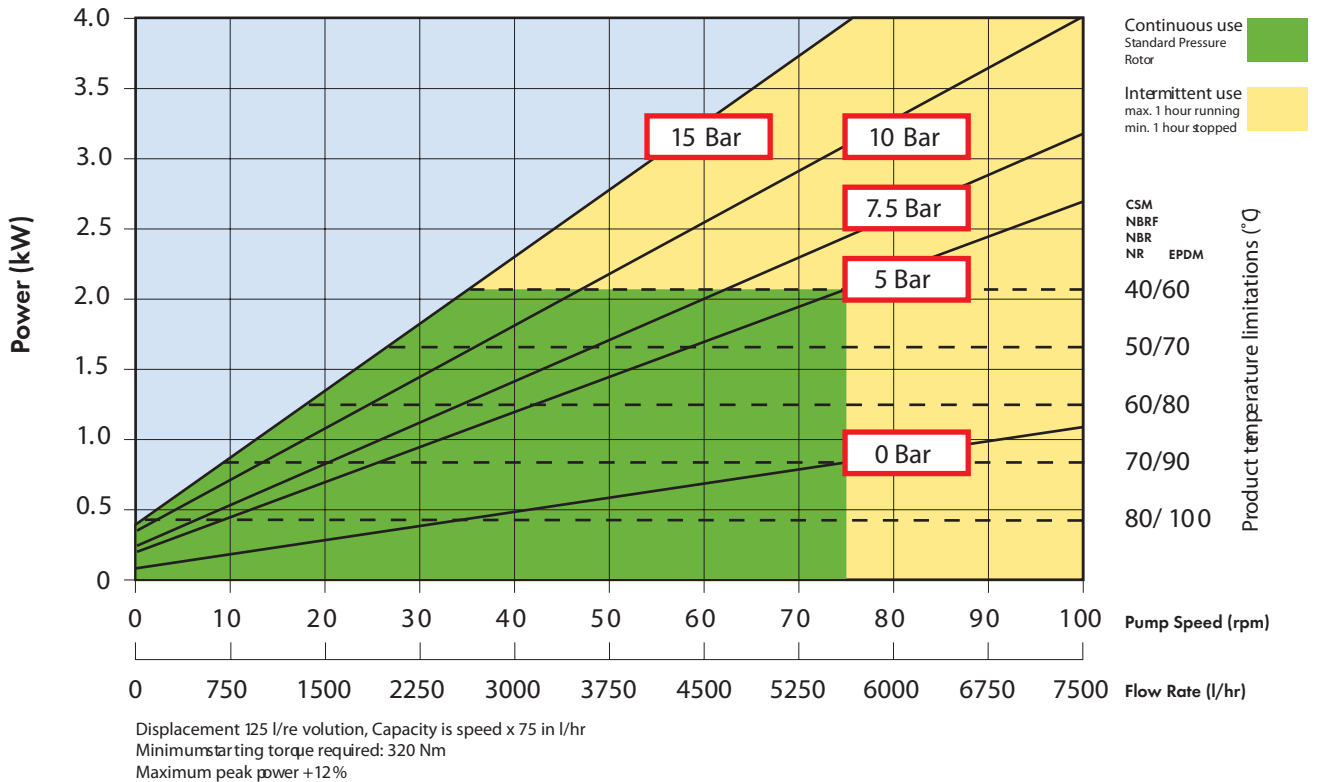
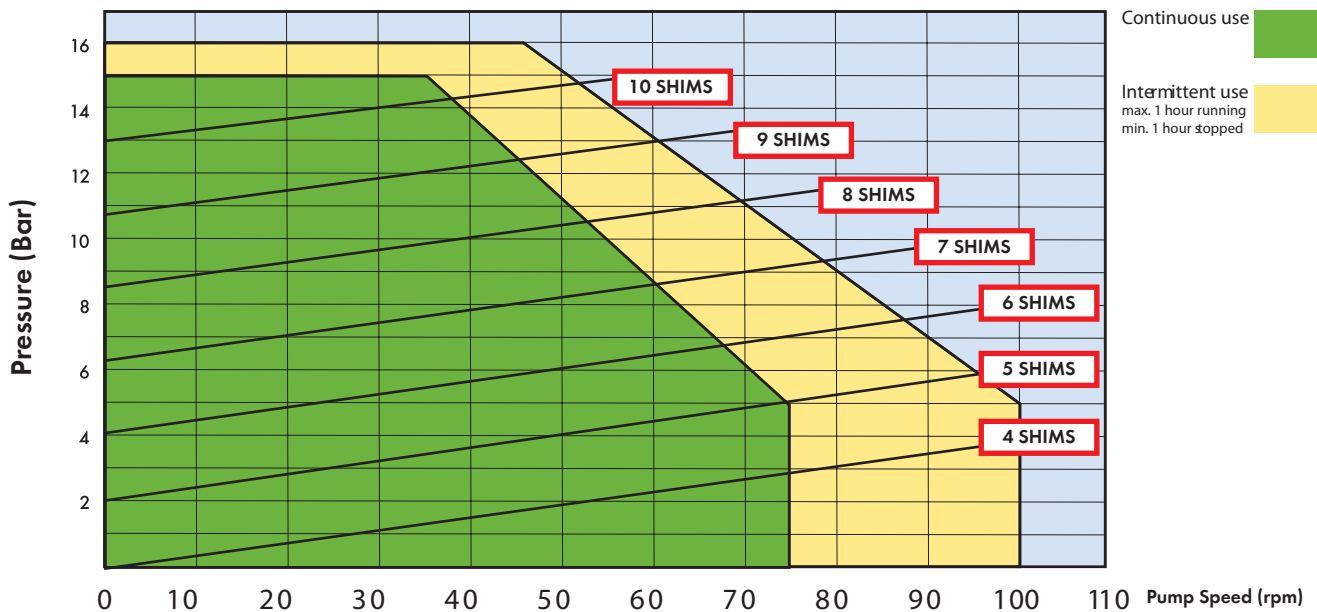


## VERDERFLEX VF40 Technical Data Sheet

### Performance Curve



### Shimming Curve

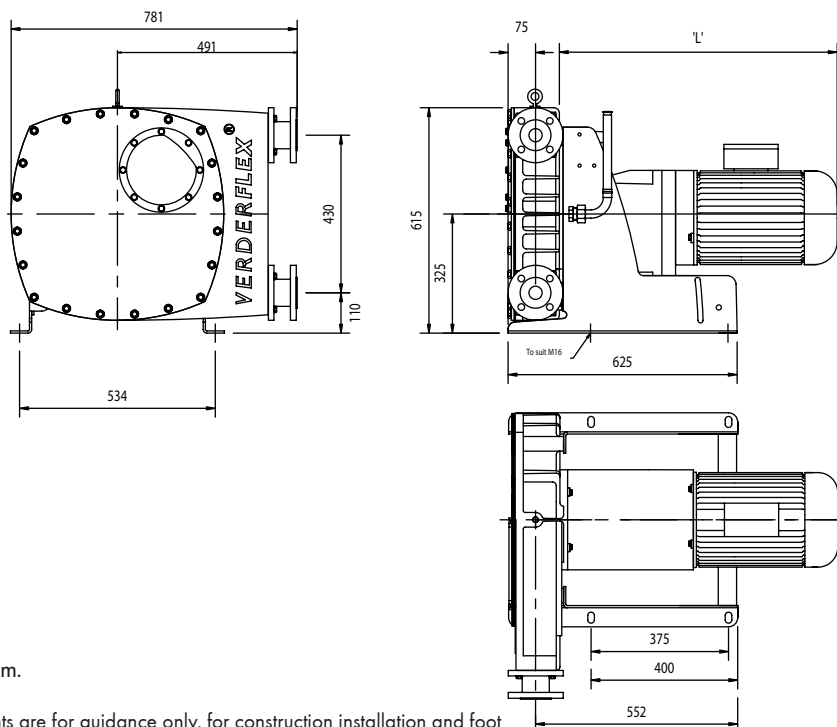


# VERDERFLEX VF40

## Technical Data Sheet

VERDERFLEX®

### General Arrangement Layout



All dimensions are in mm.

All dimensions and weights are for guidance only, for construction installation and foot mounting drawings please contact your local authorised Verderflex® distributor.

### Standard Materials of Construction

Description	Material	Weight (kg)	Paint Detail
Pump Housing	Cast Iron (GG25)	110	RAL 6018 (Green)
Front Cover	Mild Steel (BS EN10.025:1993/5275)	12	RAL 7021 (Black)
Rotor	Cast Iron (GG25)	16	
Rotor Shoes	Aluminium (6082T6)	3	
Flanges	Mild Steel (BS EN.10.025 FE430A)	6	
Inserts	Stainless Steel (316L)	0.5	
	Polypropylene	0.1	
	P.V.D.F	0.2	
Base Frame	Carbon Steel	22	RAL 7035 (Grey)
Lubricant	Verderlube - Glycerine based compound	5 litres	
	Verdersil - Silicone oil		
Hose	NR, NBR, NBR Food grade, CSM and EPDM	4	
Close coupled pump unit - "Flat Pack"		180	

Rev2m Dec 07

[www.verderflex.com](http://www.verderflex.com)

#### VERDER Ltd

Whitehouse Street, Hunslet, LEEDS, LS10 1AD • Tel: +44 (0)113 222 0250 • Fax: +44 (0)113 222 0291 • info@verderflex.com • www.verderflex.com

Affiliated companies: AT Wien • BE Aartselaar • CN Shanghai • CZ Praha • DE Haan • FR Eragny s/Oise • GB Leeds/Basildon • HU Budapest • JP Tokyo • NL Groningen/Vleuten • PL Katowice • RO Bucuresti • ZA Johannesburg • SK Bratislava • US Newtown