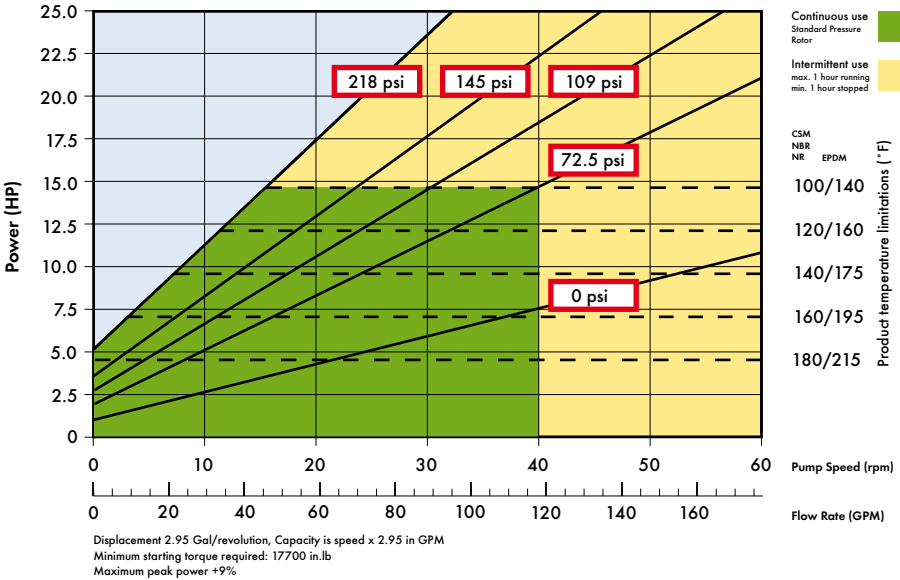


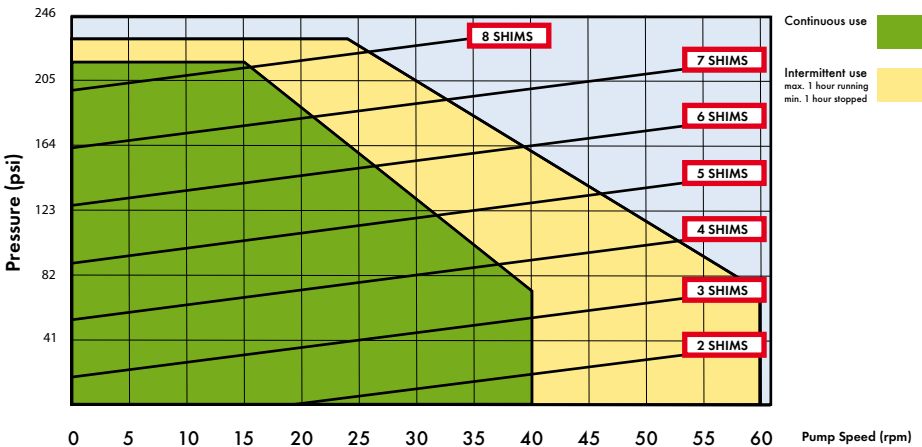
VERDERFLEX VF80

Technical Data Sheet

Performance Curve



Shimming Curve

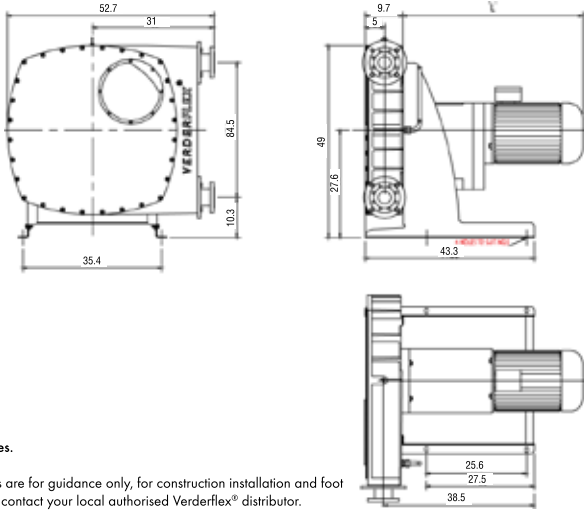


VERDERFLEX VF80

Technical Data Sheet

VERDERFLEX®

General Arrangement Layout



All dimensions are in inches.

All dimensions and weights are for guidance only, for construction installation and foot mounting drawings please contact your local authorised Verderflex® distributor.

Standard Materials of Construction

Description	Material	Weight (lbs)	Paint Detail
Pump Housing	Cast Iron (GG25)	1157	RAL 6018 (Green)
Front Cover	Mild Steel (BS EN10.025:1993/5275)	110	RAL 7021 (Black)
Rotor	Cast Iron (GG25)	198	
Rotor Shoes	Aluminium (6082T6)	33	
Flanges	Mild Steel (BS EN.10.025 FE430A)	55	
Inserts	Stainless Steel (316L) Polypropylene P.V.D.F	2.2	
Base Frame	Carbon Steel	146	RAL 7035 (Grey)
Lubricant	Verderlube - Glycerine based compound Verdersil - Silicone oil	9.24 Gallons	
Hose	NR, NBR, CSM and EPDM	28	
Close coupled pump unit - "Flat Pack"		1874	

Rev:21 Dec 07

VERDER Ltd

Whitehouse Street, Hunslet, LEEDS, LS10 1AD • Tel: +44 (0)113 222 0250
• Fax: +44 (0)113 222 0291 • info@verderflex.com • www.verderflex.com

Affiliated companies: AT Wien • BE Aartselaar • CN Shanghai • CZ Praha •
DE Haan • FR Eragny s/Oise • GB Leeds/Basildon • HU Budapest •
JP Tokyo • NL Groningen/Vleuten • PL Katowice • RO Bucuresti •
ZA Johannesburg • SK Bratislava • US Newtown

www.verderflex.com