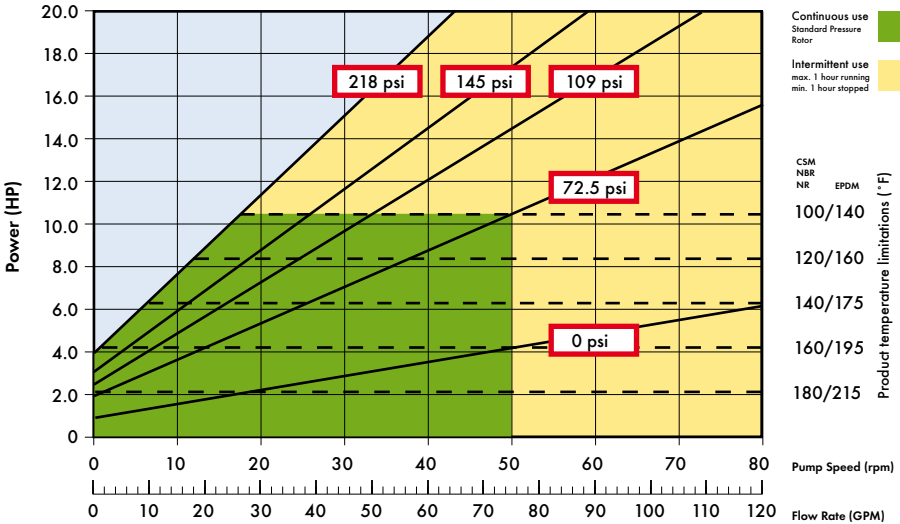


VERDERFLEX VF65

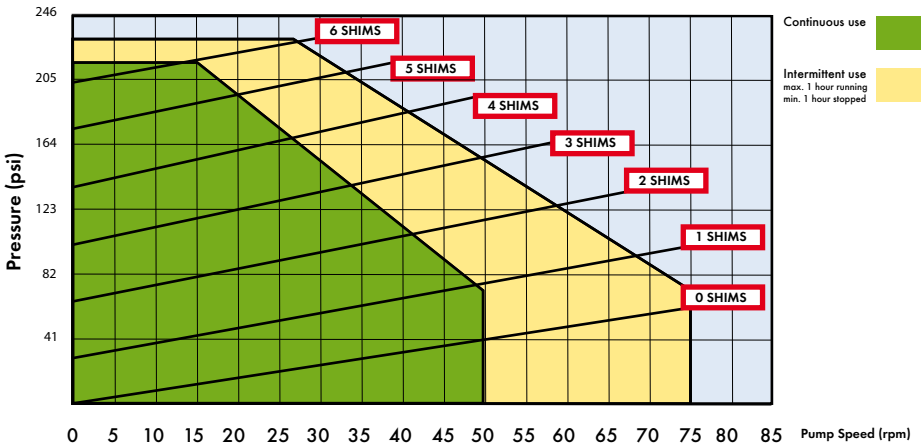
Technical Data Sheet

Performance Curve



Displacement 1.5 Gal/revolution, Capacity is speed x 1.5 in GPM
 Minimum starting torque required: 10178 in.lb
 Maximum peak power +20%

Shimming Curve

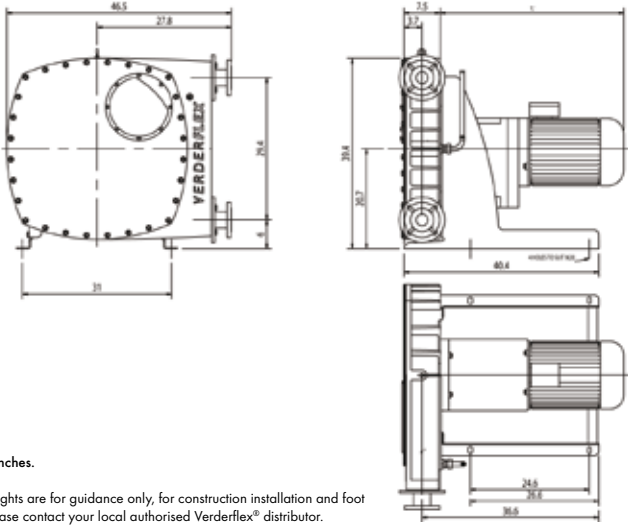


VERDERFLEX VF65

Technical Data Sheet

VERDERFLEX®

General Arrangement Layout



All dimensions are in inches.

All dimensions and weights are for guidance only, for construction installation and foot mounting drawings please contact your local authorised Verderflex® distributor.

Standard Materials of Construction

Description	Material	Weight (lbs)	Paint Detail
Pump Housing	Cast Iron (GG25)	1036	RAL 6018 (Green)
Front Cover	Mild Steel (BS EN10.025:1993/5275)	88	RAL 7021 (Black)
Rotor	Cast Iron (GG25)	165	
Rotor Shoes	Aluminium (6082T6)	22	
Flanges	Mild Steel (BS EN.10.025 FE430A)	44	
Inserts	Stainless Steel (316L)	1.8	
	Polypropylene		
	P.V.D.F		
Base Frame	Carbon Steel	165	RAL 7035 (Grey)
Lubricant	Verderlube - Glycerine based compound	6.6 Gallons	
	Verdersil - Silicone oil		
Hose	NR, NBR, CSM and EPDM	27.5	
Close coupled pump unit - "Flat Pack"		1653	

Rev:21 Dec 07

VERDER Ltd

Whitehouse Street, Hunslet, LEEDS, LS10 1AD • Tel: +44 (0)113 222 0250
 • Fax: +44 (0)113 222 0291 • info@verderflex.com • www.verderflex.com

Affiliated companies: AT Wien • BE Aartselaar • CN Shanghai • CZ Praha •
 DE Haan • FR Eragny s/Oise • GB Leeds/Basildon • HU Budapest •
 JP Tokyo • NL Groningen/Vleuten • PL Katowice • RO Bucuresti •
 ZA Johannesburg • SK Bratislava • US Newtown

www.verderflex.com